

ROBOT ACCESSORIES



MUTCHING UNIT B750
1 561 012


TWO-STAGE ROTARY
SNOW PLOUGH SF70
1 631 002



ENGINE BRIGGS & STRATTON
INTEK 60





ENGINE BRIGGS & STRATTON
INTEK 13,5




ROTARY SWEEPER
1 611

SNOW PLOUGH
BLADE MD
1 471



STANDARD MODEL WITH
BRIGGS & STRATTON INTEK
1 041 1012

DOUBLE-LINKAGE OF CUTTING
IMPLEMENT NM-01
1 207



CONE CLUTCH
FOR IMPLEMENT DRIVE
1 110 5171



LINKAGE - UNIVERSAL HOLDER
1 201 4710



SUPPORT WITH BOLDS
1 209



RIDGER AHR 360

UNIVERSAL WEIGHT
1 121 4770



ASSEMBLY STAND
1 130

SUPPORT WITH BOLDS
1 209



STUB
1 301



STUB AXLES CLAMP
1 305 4696



TWIN-DRUM MOWER A 120
1 535 120

BELT TENSIONER
1 112



CULTIVATOR
SINGLE-ROW BLADES
1 352 4678



CULTIVATOR COVER
1 356 4769



EXPANDING JOINT
1 353 4679



STEEL CULTIVATION
WHEELS Ø 30 cm
1 332



FINGER - WHEEL RAKE
1 662



CULTIVATOR FRONT WHEEL
1 354 4695



CULTIVATOR
DOUBLE-ROW BLADES
1 351 4677

STEEL PLOUGH WHEELS
Ø 54 cm
1 331



SINGLE-DRUM MOWER B-67
1 516 008/012/014



TWIN-DRUM MOWER
B 82 (B 82P)
1 535 008/012/014
(1 535 01201)

SPUR FOR CULTIVATOR
1 357 4700



WHEEL BALANCING WEIGHTS
1 122 3096